


JULY 2022

Daily literacy-building activities to share with your child.

SUNDAY



MONDAY



TUESDAY



WEDNESDAY



THURSDAY



FRIDAY

1 WRITING

Plan a picnic. Together, write a list of things you will need to bring. Check off the list as you locate the items.

SATURDAY

2 PLAYING

Play store. Set up a store with your child's toys. Take turns being the check-out clerk and the shopper.

3 TALKING

Talk about today's weather. What should you wear?

4 SINGING

Sing a song with movement, like "BINGO."

(Words are on the back. ➡)

5 COUNTING

Have your child help cook with a recipe. Say the steps as you go.

Now we will need two eggs, one cup of water, etc.

6 READING


Look at the cover of a book before reading it. Point out the book's title and say "The name of this book is..."

7 WRITING

Write a short message and tuck it in your child's shoe. Read it together when your child finds it.

8 PLAYING

Play "Follow the Leader" outside. Take turns being the leader.



9 TALKING

Use a fruit or vegetable your child loves. Talk about how it looks, tastes, smells, feels. Where does it grow? Where do you purchase it?

10 SINGING

Play music with a fast tempo as you pick up and put away toys. Who can pick up the most toys?

11 COUNTING

Compare amounts.

You have more crackers than I do. I have more blueberries than you do.

12 READING

Vary your voice as you read. Use different expressions to help your child learn about feelings.

13 WRITING

Draw the outline of your child's hand on a piece of paper. Write the date and have your child "sign" the drawing. Save it.

14 PLAYING

Play the letter day game. Look for things that begin with the first letter of your child's name.

15 TALKING

Take a walk outside. Talk about all you see. Talk about the weather and how it is different than in winter.

16 SINGING

Sing or recite "Mary Had a Little Lamb."
(Words are on the back. ➡)



17 COUNTING

Use a piece of string to measure things. What is shorter? What is longer?



18 READING

After reading a book together have a conversation. Talk about your favorite parts.

19 WRITING

Help your child draw a picture of a summer activity. Have your child "sign" the picture.



20 PLAYING

Use water to "paint" on the sidewalk. Watch it evaporate.

21 TALKING

At bedtime talk about where various animals sleep at night.



22 SINGING

Play "Freeze" while dancing to music. When the music stops, everyone has to freeze.

23 COUNTING

Count how many birds you see today. Keep a list. Note location, color, sounds. At the end of the day look at your list and discuss.

24 READING

Point out words everywhere you go today.

25 WRITING

Ask your child to dictate a letter to a special person. Show how to address an envelope and add a stamp. Then mail the letter together.

26 PLAYING

Play "Riddle Me."

*I'm bigger than your hand and I'm in the kitchen. What am I?
Yes, A banana!*

27 TALKING

Talk about things you do in the morning, things you do in the afternoon, and things you do at night.

28 SINGING

Play "Echo Me." Clap, stomp, or beat a drum and have your child repeat the noise.

29 COUNTING

Create a grocery list with your child. Together, look at what you have and decide what you will need to purchase.

30 READING

Today, while reading to your child, use your finger to follow along with the words.



31 WRITING

Draw outside with chalk.

You are your child's first teacher, and your home is where your child begins to learn.

Make your home a great place to learn. It doesn't take money to create special places where you and your child can talk, sing, read, write, play, and count. Here are a few ideas.

PLACES TO READ

Create a special space for your children to look at books. Have a comfortable chair or pillows and a small shelf or basket for favorite books. Make sure there's room for you and your child to sit together and that your child can reach books without needing help.

PLACES TO WRITE

Make it easy for your child to write throughout the day. Set up a space where your child can go on his or her own and use writing materials. Provide pencils, crayons, or markers of different sizes so your child can write with what is most comfortable. Use unlined paper.

PLACES TO PLAY

Play requires a little space, simple props, and some imagination and encouragement. You don't need special toys or expensive electronics. Provide props like large boxes, old clothes or costumes for dress up, empty food containers, and empty paper towel rolls. Play comes naturally to young children and is one of the primary ways they learn. Provide plenty of opportunities for your child to play.

B-I-N-G-O

There was a farmer who had a dog
and Bingo was his name-oh.

B-I-N-G-O

B-I-N-G-O

B-I-N-G-O

and Bingo was his name-oh.

There was a farmer who had a dog
and Bingo was his name-oh.

(clap)-I-N-G-O

(clap)-I-N-G-O

(clap)-I-N-G-O

and Bingo was his name-oh.

CONTINUE UNTIL ALL THE LETTERS IN
BINGO'S NAME ARE REPLACED WITH CLAPS.



MARY HAD A LITTLE LAMB

Mary had a little lamb,
Its fleece was white as snow,
And everywhere that Mary went
The lamb was sure to go;
It followed her to school one
Which was against the rule,
It made the children laugh and play
To see a lamb in school.

Books to Read this Month

Check out these books at the library. If they are not available, ask the librarian for a recommendation.

FOR READERS AGES 0-3

All the Colors / De Colores

by Susie Jaramillo

(Text is in English and Spanish)

Pajama Time

by Sandra Boynton

FOR READERS AGES 3+

Tiny T. Rex and the Very Dark Dark

by Jonathan Stutzman

The Girl and the Dinosaur

by Hollie Hughes



AUGUST 2022

Daily literacy-building activities to share with your child.

SUNDAY

MONDAY

TUESDAY

WEDNESDAY

THURSDAY

FRIDAY

SATURDAY



1 WRITING

Sit outside and write a list of seven things you see.



2 PLAYING

Have a scavenger hunt. Ask your child to find something round, square, red, blue, etc.

3 TALKING

Make this "same and different" day.

How are our socks the same and different? They go on our feet and are different colors.

4 SINGING

Make music with things you have in the house like pots, pans, spoons, boxes, and cups.

5 COUNTING

Talk about time. How long does it take to get to the park? How long does it take to get to the library?

6 READING

Read a nonfiction book about birds. Talk about what you've learned. Say the rhyme "If I Were a Bird."


(Words are on the back. 🐾)

7 WRITING

Label the things in your child's room. Bed, dresser, table, book, closet. Point to the words and discuss.

8 PLAYING

Play with blocks. What can you make? Form the blocks into a letter shape.



9 TALKING

Take an alphabet walk outside. Talk about things that begin with different letter sounds.

10 SINGING

Sing or say "The Itsy Bitsy Spider."

(Words are on the back. 🐾)

11 COUNTING

Put the family's shoes in order from biggest to smallest.



12 READING

Go to the library and check out a new book.

13 WRITING

Draw a picture for a grandparent or other important person. Be sure to "sign" it.

14 PLAYING

Play "What Fits?" Will the car fit inside your shoe? Will your shoe fit inside the car?

15 TALKING

It's Library Card Month. Talk about what you can do at the library.



16 SINGING

Pick a new kind of music you haven't listened to before. Listen together. Discuss.

17 COUNTING

Set the table for a meal. How many plates will you need? How many utensils? Napkins?

18 READING

Have a family storytime. Each person picks a book.



19 WRITING

Use play dough to shape your child's first name.

20 PLAYING

Play the yes-no game about time.

Is it time for breakfast? Is it time to read? Is it time for kisses?

21 TALKING

Before going to bed, talk about things you did this morning, this afternoon, and tonight. What will you do tomorrow?

22 SINGING

Sing a "good morning" song to greet your child in the morning.



23 COUNTING

Make a tower with blocks. Count as you add them and make the tower taller. How many before the tower tumbles?

24 READING

Relate the story in a book to your child's experiences. "Remember when you saw a big dog?"

25 WRITING

Write your child's first name. Talk about the first letter of their name. Make the sound and say words that begin with the letter.

26 PLAYING

Sing "Scarecrow, Scarecrow" and do all the movements.

(Words are on the back. 🐾)

27 TALKING

Offer choices today.

Do you want this book or that one? Do you want water or milk? Would you like a banana or strawberries?

28 SINGING

Take turns singing bits of favorite songs.

29 COUNTING


Trace around your hand and around your child's hand. Talk about the difference in size.

30 READING

Look at pictures in magazines or newspapers. Take turns telling stories about the pictures.

31 WRITING

Draw and write outside with chalk.



Children's reading success in kindergarten and beyond begins with positive language and literacy experiences from the time they are infants.

- Young children have shorter attention spans. You can do activities for short bits of time throughout the day or whenever you have the chance.
- You can help your children learn in ways and at times that are best for them.
- Children learn best by doing—and they love doing things with YOU!

THE ITSY BITSY SPIDER

The itsy bitsy spider went up the water spout.

(Move fingers up toward sky)

Down came the rain and washed the spider out.

(Bring fingers down and back)


Out came the sun and dried up all the rain

(Move arms up over head)

And the itsy bitsy spider climbed up the spout again.

(Move fingers up toward sky)

REPEAT WITH "GREAT BIG SPIDER" USING A GRUFF, DEEP VOICE.



IF I WERE A BIRD

If I were a bird, I'd sing a song

And fly about the whole day long.

And when the night comes, go to rest,

Up in my cozy little nest.

SCARECROW, SCARECROW

Sing to the tune of "Twinkle, Twinkle, Little Star"

Scarecrow, scarecrow, turn around,

Scarecrow, scarecrow, touch the ground.

Stand up tall and blink your eyes.

Raise your hands up to the sky.

Scarecrow, scarecrow, touch your toes.

Scarecrow, scarecrow, tap your nose.

Swing your arms so very slow,

Now real fast to scare the crows.

Raise your head, jump up and down.

Now sit down without a sound.

Books to Read this Month

Check out these books at the library. If they are not available, ask the librarian for a recommendation.

FOR READERS AGES 0-3

What's Up, Duck? A Book of Opposites

by Tad Hills

Every Little Thing

by Bob Marley and Cedella Marley

FOR READERS AGES 3+

Hooray for Birds

by Lucy Cousins

Hooray for Fish

by Lucy Cousins



SEPTEMBER 2022

Daily literacy-building activities to share with your child.

SUNDAY



MONDAY



TUESDAY



WEDNESDAY

THURSDAY

FRIDAY

SATURDAY

4 SINGING

Clap your hands to the beat of a favorite song.



5 COUNTING

Lace Cheerios-type cereal onto a piece of yarn. Count them as you go.

6 READING

Read a book about insects that are active in late summer, like crickets or cicadas. Talk about how you can hear them at night.

7 WRITING

Write your to-do list together. Have your child check off each task as it is completed.

1 WRITING

Label things today. Chair. Shoe. Door. Tell your child what the labels say.



2 PLAYING

Blow bubbles today. This strengthens muscles needed for speech.

3 TALKING

Discuss opposites. Show examples of big and small, night and day, light and dark.

11 COUNTING

Count aloud as your child puts pebbles in a container one at a time, up to ten.

12 READING

Have a family book club. Each person brings a book for a story time.



13 WRITING

Pop bubble wrap or play with squirt toys to develop muscles needed for writing.

14 PLAYING

Tape a sheet of contact paper to the wall, sticky side out. See which toys stick and which do not.

15 TALKING

Make silly sounds today. Encourage your child to also make silly sounds.

16 SINGING

Play talent show. Each person sings a song or plays an instrument. (Instruments can be any noise-making items around the house.)

17 COUNTING

Take a walk and count how many birds or squirrels you see.



18 READING

Pick a favorite book. Ask your child to tell you what happens before you start reading.

19 WRITING

Using your fingers draw shapes in the air. Take turns guessing what each person drew.

20 PLAYING

Go on a scavenger hunt. Look for things that begin with the "p" sound, like a plate, a pan, a pen.

21 TALKING

Take turns telling each other simple stories.



22 SINGING

Sing or say "If You're Happy and You know It."
(Words are on the back. ➡)

23 COUNTING

Use blocks to measure how long something is. How many blocks long is your arm, your foot, etc.?

24 READING

Hang up a piece of paper with the words to "Are You Sleeping?" and sing it every morning and night.

(Words are on the back. ➡)

25 WRITING

Write your child's first name. Talk about the first letter of their name. Make the sound and say words that begin with the letter.

26 PLAYING

Play "Hot and Cold."
(Instructions are on the back. ➡)



27 TALKING

Use family photos to tell different stories. Encourage your child to tell a story.

28 SINGING

Sing or say "If You're Happy and You Know It."
(Words are on the back. ➡)

29 COUNTING

Count the number of pages in a short book.

30 READING

Ask your child questions as you read to them today.
What do you think will happen next? Where did the little dog go?



Playing to Learn New Words

Play and have fun with words:

- Read a book with lots of made-up words like “How Do You Wokka-Wokka?” by Elizabeth Bluemle. Try making up more words to go with the story.
- Silly poems are fun and can teach new vocabulary.
- Kids love riddles and jokes, which often use a “play on words.” Laugh along as you talk about the answer to the riddle or joke.
- Having fun with words helps your child become more conscious of words and happy to keep learning.

IF YOU'RE HAPPY AND YOU KNOW IT

If you're happy and you know it clap your hands.

(clap, clap)

If you're happy and you know it clap your hands.

(clap, clap)

If you're happy and you know and you really want to show it, if you're happy and you know it clap your hands.

(clap, clap)

OTHER VERSES: STOMP YOUR FEET! TURN AROUND! SHOUT HOORAY! DO ALL FOUR!

HOT AND COLD

1. Select a household item for hiding.
2. The finder closes their eyes while the hider hides the item somewhere in the room.
3. The finder searches for the item while the hider provide clues.
4. When the finder is close to the item, the hider responds “you're hot!”
5. When The finder is far from the item, the hider responds “you're cold!”
6. Take turns being the hider and the finder.

ARE YOU SLEEPING?

Are you sleeping, are you sleeping?

Brother John, Brother John?

Morning bells are ringing, morning bells are ringing,

Ding ding dong, ding ding dong.



Books to Read this Month

Check out these books at the library. If they are not available, ask the librarian for a recommendation.

FOR READERS AGES 0-3

Hello, World! Backyard Bugs

by Jill McDonald

I Took the Moon for a Walk

by Carolyn Curtis

FOR READERS AGES 3+

The Backyard Bug Book for Kids

by Lauren Davidson

The Cool Bean

by Jory John



OCTOBER 2022

Daily literacy-building activities to share with your child.

SUNDAY	MONDAY	TUESDAY	WEDNESDAY	THURSDAY	FRIDAY	SATURDAY
						1 WRITING Start a list of things to do this week. Talk about it and decide who will do each.
2 PLAYING Make a collage. Cut out shapes and let your child arrange them on a piece of paper. Use a glue stick to secure them to the paper.	3 TALKING Talk about the weather today and what you should wear to go outside. 	4 SINGING Sing "good morning" using the Happy Birthday song. <i>Good morning to you, good morning to you. good morning (child's name), good morning to you.</i>	5 COUNTING Count out a healthy snack. <i>One for you and one for me and one for Daddy. Two for you, two for me, two for Daddy.</i>	6 READING Go to the library and take out a new book. Talk about new words you come across while reading the new book.	7 WRITING Write a grocery list together. Walk around the kitchen checking what you might need and add it to the list.	8 PLAYING Take a walk outside. Collect colorful leaves. Try to find as many different types as possible.
9 TALKING Use interesting new words. For example, <i>delightful</i> in place of <i>good</i> ; <i>voracious</i> in place of <i>hungry</i> , <i>scrumptious</i> in place of <i>delicious</i> .	10 SINGING Take turns singing bits of the alphabet song. 	11 COUNTING Trace the hand of each person in your family. Whose hand is bigger? Whose is smaller?	12 READING Spot letters on license plates today. Call them out as you see them. 	13 WRITING Write your child's name in big letters. Decorate the page and hang it where they can see it.	14 PLAYING Play "I Spy" with rhyming words. <i>I spy with my little eye something that rhymes with pie. What is it? Yes, Sky!</i>	15 TALKING Read a book together. Ask "what" questions. <i>What is happening here? What do you think will happen next?</i>
16 SINGING Sing "Five Little Speckled Frogs." <i>(Words are on the back. ➡)</i>	17 COUNTING Pick a point in your house or on your block. Count the steps to get there. 	18 READING Hold a favorite book upside-down or start reading it backwards. Talk about what is "wrong" with the way you are reading the book.	19 WRITING Take turns drawing pictures and telling about what you draw.	20 PLAYING Play "restaurant." Create a menu together. 	21 TALKING Use interesting expressions. <i>I'm all ears in place of I'm listening.</i>	22 SINGING Sing "Five Little Ducks." <i>(Words are on the back. ➡)</i>
23 COUNTING Count the pumpkins you see today. Keep a tally.	24 READING Read a book about fall.	25 WRITING Write a list of words that rhyme with dog. 	26 PLAYING Play a rhyming riddle game. <i>What do you see that rhymes with bee? Yes, a tree!</i>	27 TALKING Smell different things and talk about them: spices, flowers, fruit, and cocoa. Which scents do you like or dislike?	28 SINGING Dance to a fast song and then dance to a slow song. Clap along to both songs.	29 COUNTING What three things would fit inside a pumpkin? What three things won't fit inside a pumpkin?
30 READING Read a book about Halloween.	31 WRITING Spend time scribbling today.					

Parents are tremendous role models.

If your children see that you think reading is important and enjoy it, they will follow your lead. When you go to the library, check-out books for you and your children. Put your books somewhere at home where your child can see them. Let your children see you reading. Talk about what you've read, even if it is just to say, "That was a good book. I liked reading it."

FIVE LITTLE SPECKLED FROGS

Five little speckled frogs

(hold up five fingers)

Sat on a speckled log

Eating the most delicious bugs

YUM!

One jumped into the pool

(put down one finger)

Where it was nice and cool

Then there were four speckled frogs

(hold up four fingers)

START OVER FROM THE BEGINNING BUT WITH FOUR SPECKLED FROGS, THREE SPECKLED FROGS, TWO SPECKLED FROGS, ONE SPECKLED FROG. "THEN THERE WERE NO SPECKLED FROGS!"



FIVE LITTLE DUCKS

Five little ducks

Went out one day

Over the hill and far away

Mother duck said

"Quack, quack, quack, quack"

But only four little ducks came back.

Four little ducks

Went out one day

Over the hill and far away

Mother duck said

"Quack, quack, quack, quack."

But only three little ducks came back.

Three little ducks

Went out one day

Over the hill and far away

Mother duck said

"Quack, quack, quack, quack."

But only two little ducks came back.

Two little ducks

Went out one day

Over the hill and far away

Mother duck said

"Quack, quack, quack, quack."

But only one little duck came back.

One little duck

Went out one day

Over the hill and far away

Mother duck said

"Quack, quack, quack, quack."

But none of the five little ducks came back.

Sad mother duck

Went out one day

Over the hill and far away

The sad mother duck said

"Quack, quack, quack, quack."

And all of the five little ducks came back.

Books to Read this Month

Check out these books at the library. If they are not available, ask the librarian for a recommendation.

FOR READERS AGES 0-3

Eek! Halloween

by Sandra Boynton

You are New

by Lucy Knisley

FOR READERS AGES 3+

Room on the Broom

by Julia Donaldson

Pete the Cat: Trick or Pete

by James Dean



NOVEMBER 2022

Daily literacy-building activities to share with your child.

SUNDAY



MONDAY



TUESDAY

WEDNESDAY

THURSDAY

FRIDAY

SATURDAY


1 WRITING

Create a list of things to do this month. Hang it up where everyone can see. Have your child check off items as they are completed.

2 PLAYING

Make a story box and tell stories together.

(Instructions are on the back. ➡)



3 TALKING

At the end of the day talk about everything that happened. What did you like best about today?

4 SINGING

Have a family sing-along. Each person gets to pick a favorite song.



5 COUNTING

Draw numbers 1-10 in big puffy letters. Help your child color in each one as you say each one.

6 READING

Read a book that won the Caldecott Medal. The library will help you find one based on what your child likes.

7 WRITING

Draw a map of your neighborhood. Include landmarks your child knows. The park, the library, the red house on the corner.

8 PLAYING

Go on a walk and collect leaves. Ask questions.

What color is that leaf? Are those two leaves the same or different?

9 TALKING

Talk about your favorite books. Which do you like best and why?



10 SINGING

Recite "Rub a Dub Dub"

(Words are on the back. ➡)

11 COUNTING

Roll a small ball back and forth. Count to ten with each person saying a number each time they roll the ball.

12 READING

Read fiction and nonfiction books about fall. Your library has lots to choose from!

13 WRITING

Scribble day! Have lots of papers, markers, and crayons that your child can use to scribble and draw.

14 PLAYING

Make a blanket tent. Pretend you are sleeping there overnight. What will you bring? Read a book together in the cozy tent.

15 TALKING

Wish upon a star tonight. Recite "Star Light, Star Bright."

(Words are on the back. ➡)

16 SINGING

Sing a favorite rhyming song. Stop at the end of a line and have your child fill in the word.

(See "Twinkle, Twinkle Little Star" on the back. ➡)

17 COUNTING

Take turns naming things that begin with the first letter of your child's name.

123



18 READING

Snuggle together and read two favorite books and one new book you haven't read yet.

19 WRITING

Draw your child's name in big puffy letters. Color them in together.



20 PLAYING

Take turns naming animals and making animal sounds.

21 TALKING

Talk about opposites. Reach high to the sky and low to the ground. Take a big step and a little step.

22 SINGING

Play favorite songs. Bounce, tap, clap to the rhythm.

23 COUNTING

See how many cotton balls you can fit into a variety of different-sized containers.

How many fit in this cup? How many can fit in your pocket?

24 READING

Use your finger to follow along with the words in the book as you read to your child today

25 WRITING

Make a book with your child. Draw letters and pictures to tell a story. Tape the pages together.

26 PLAYING

Go for a morning walk. Walk slow. Walk fast (toddler pace). Repeat.

27 TALKING

Ask your child "What is your favorite toy?" Have a conversation about the answer.

28 SINGING

March to a drum. Use any empty container to act as a drum.

29 COUNTING

Make a number path! Number ten pieces of paper. Tape each piece to the floor. Recite each number as your child walks the path.

30 READING

Read a book about winter.



Listening to nursery rhymes and songs is an early literacy experience that helps children understand how language and stories work.

Recite rhymes and sing songs with children from the time they are infants. This helps them become aware of and then play with the sounds in the words. Many rhymes tell a story with a beginning, middle, and end. This shows children how stories work and that events happen in a sequence. Good readers understand that stories and books have a beginning, middle, and end. After reciting a rhyme or singing a song ask your child about the song. What happened at the beginning? What happened at the end?

RUB A DUB DUB

Rub a Dub Dub

Three Men in a Tub

And Who Do You Think They Be?

The Butcher, The Baker, The Candlestick
Maker

And All of the them Out to Sea

MAKE A STORY BOX

1. Use a small box and decorate it together. Label it Story Box.
2. Find random pictures with no words to add to the story box. Use family snapshots, advertisements from magazines, and other pictures.
3. At story time each person takes a picture (without peeking) and tells a short story about the picture.

TWINKLE, TWINKLE, LITTLE STAR

Twinkle, twinkle, little star

How I wonder what you are

Up above the world so high

Like a diamond in the sky

Twinkle, twinkle little star

How I wonder what you are


STAR LIGHT, STAR BRIGHT

Star light, star bright,

The first star I see tonight;

I wish I may, I wish I might,

Have the wish I wish tonight.



Books to Read this Month

Check out these books at the library. If they are not available, ask the librarian for a recommendation.

FOR READERS AGES 0-3

Tiny, Perfect Things

by M.H. Clark

Brown Bear, Brown Bear, What Do You See?

by Bill Martin, Jr.

FOR READERS AGES 3+

Dreamers

by Yuyi Morales

Eyes that Kiss in the Corners

by Joanna Ho



DECEMBER 2022

Daily literacy-building activities to share with your child.

SUNDAY

MONDAY



TUESDAY

WEDNESDAY

THURSDAY

FRIDAY

SATURDAY



4 SINGING

Change the way you sing a familiar song. Sing it faster or slower. Change up the words.

5 COUNTING

Weigh your child and write it here: _____ Compare it to January and June.

6 READING

Read books about different holidays and how people celebrate them.



7 WRITING

Wrap and unwrap blocks with tin foil. This helps strengthen writing muscles and manual dexterity.

1 WRITING

Make a winter card to send to someone special. Who will you send it to? Use a stamp and post the card in a mailbox.

2 PLAYING

Make an indoor tent with blankets and furniture. Cuddle together and read favorite books.

3 TALKING

Talk about family traditions. Look at photos from previous years and talk about things you will do again this year.

11 COUNTING

Measure your child's height and write it here: _____ Compare it to January and June.

12 READING

Read a variety of books about winter. Your library has many to choose from!

13 WRITING

Draw a circle, square, triangle, and rectangle, and ask your child to color them in. Talk about shapes and point them out today.

14 PLAYING

Trace a variety of different objects on a piece of paper.

15 TALKING

At mealtimes, talk about the food that you are preparing, what tools you are using, how you are making it, and how it will taste.

16 SINGING

Recite "Three Little Kittens."
(Words are on the back. ➡)

17 COUNTING

Make a high tower with blocks. How many blocks did you use?



18 READING

Be a reading role model. Let your child see you reading a book, magazine, or newspaper.

19 WRITING

Have each family member write one thing they liked about this week. Have your child decorate the paper.

20 PLAYING

Use play dough to make a snowman.



21 TALKING

Talk about the seasons: winter, spring, summer, and fall.

22 SINGING

Sing "Cold and Snowy Morning"
(Words are on the back. ➡)

23 COUNTING

Name three things you have to wear in winter.

24 READING

Fill a jar with pieces of paper with letters on them and have your child pick one. Use that letter as the letter of the day and look for that letter.

25 WRITING

Pick one color and only use that color to cover a whole page with scribbles and pictures.

26 PLAYING

Go for a short walk after dark. What do you see? What does it feel like outside?

27 TALKING

Talk about favorite things that happened in the past year.

28 SINGING

Sing nonsense words to a familiar tune. Sha la la. Doo bee doo bee doo bee doo wop bop, etc.

29 COUNTING

Work together to put a stack of children's books in order from largest to smallest.



30 READING

Snuggle together and read a book of nursery rhymes. The library can help you find one.

31 WRITING

With your child, write a list of things you plan to do in 2023.



Your library helps children get ready to read.

- The library has many materials and ideas you can use to talk, sing, read, write, play, and count with your child. It doesn't matter if your child is four days old or four years old, we have books, music, programs, and services to help your child develop language and prereading skills.
- We have books to read together, music to borrow, places where you can write, places to play and learn, and programs for all ages.

THE THREE LITTLE KITTENS

The three little kittens, they lost
their mittens,
And they began to cry,
"Oh, mother dear, we sadly fear,
That we have lost our mittens."
"You lost your mittens?
You poor little kittens.
Well, let us have some pie.
Meow, Meow, Meow
Let us have some pie."

THE FROST SONG

*Sing to the tune of
"The Farmer in the Dell"*

The frost is in the air.
The frost is in the air.
It's wintertime, it's wintertime,
The frost is in the air.

The frost tells me it's cold.
The frost tells me it's cold.
It's wintertime, it's wintertime,
The frost tells me it's cold.

SING OTHER VERSES IN WHICH THE
FROST IS "ON THE ROOF," "ON THE
WINDOWS," AND "ON THE GROUND"

COLD AND SNOWY MORNING

Sing to the tune of "Here We Go Round the Mulberry Bush"

This is the way we put on our mittens	This is the way we shovel the snow
Put on our mittens	Shovel the snow
Put on our mittens	Shovel the snow
This is the way we put on our mittens	This the way we shovel the snow
On a cold and snowy morning	On a cold and snowy morning

This the way we put on our coats	This is the way we build a snowman
Put on our coats	Build a snowman
Put on our coats	Build a snowman
This is the way we put on our coats	This is the way we build a snowman
On a cold and snowy morning	On a cold and snowy morning.

This is way we put on our hats
Put on our hats
Put on our hats
This is the way we put on our hats
On a cold and snowy morning



Books to Read this Month

Check out these books at the library. If they are not available, ask the librarian for a recommendation.

FOR READERS AGES 0-3

Alma and How She Got Her Name

by Juana Martinez-Neal

Waiting

by Kevin Henkes

FOR READERS AGES 3+

They All Saw a Cat

by Brendan Wenzel

Stars

by Mary Lyn Ray

