

# JANUARY 2022

## Daily literacy-building activities to share with your child.

SUNDAY



MONDAY



TUESDAY



WEDNESDAY



THURSDAY



FRIDAY



SATURDAY

### 1 WRITING

Draw the numbers 2022 and color them with your child. Talk about the new year.



### 2 PLAYING

Play "Riddle Me." Take turns offering riddles.

*I'm white and fluffy and float in the sky. I can be gray when it rains. What am I? Yes! Clouds!*

### 3 TALKING

Tell your child about winter weather and how cold it can be in some places. Is your area cold or mild? Share your favorite thing about winter.

### 4 SINGING

Play or sing a song your child is familiar with and act it out while you are singing or while it is playing.

### 5 COUNTING

Weigh your child and write it here: \_\_\_\_\_ Save the calendar and measure again in June.

### 6 READING

Visit the library (or the library's website if the building is not open) and check out a book together.

### 7 WRITING

With your child write down (and talk about) important dates on a 2022 calendar.

### 8 PLAYING

Create an obstacle course and give your child directions.

*Go around the chair, go over the book, pick up the spoon, turn around and come back.*

### 9 TALKING

Talk about colors. Ask your child what their favorite color is and share what your favorite color is. Talk about things that are those colors.

### 10 SINGING

Play a favorite song and have a silly dance contest.



### 11 COUNTING

Measure your child's height and write it here: \_\_\_\_\_ Save the calendar and measure again in June.

### 12 READING

Use your finger to follow along with the words in the book as you read to your child today.

### 13 WRITING

With your child write "Birthday" on each day of a 2022 calendar that is the birthday of a family member.

### 14 PLAYING

Play "Follow the Leader." Do things and ask your child to do the same.

*Touch your head, Turn around, Sit down, Stand up again!*

### 15 TALKING

Talk about food.

*Which food do you each think is the most delicious? What do you want to eat for dinner?*

### 16 SINGING

Sing or say "Twinkle, Twinkle, Little Star."

*(Words are on the back. ➡)*

### 17 COUNTING

Sing or say "Five Little Snowmen."

*(Words are on the back. ➡)*

123



### 18 READING

Be a reading role model. Let your child see you reading a book or magazine.



### 19 WRITING

Write a list of things to do today. Have your child check off each item as it is completed.

### 20 PLAYING

Go on a scavenger hunt.

*Look for things that begin with T. Toys, trees, toes.*



### 21 TALKING

Help your child place ice cubes around and outside your home. Talk about which melt first.



### 22 SINGING

Make up silly songs about everyday activities.

*This is the way we brush our teeth, brush our teeth, brush our teeth, to make them very clean!*

### 23 COUNTING

Count snacks. *How many crackers are there?*

### 24 READING

Read a book about winter. *(Book list is on the back. ➡)*

### 25 WRITING

Take turns using your finger to draw shapes in the air and guessing what the shape is.

*Circle, square, triangle, heart, diamond, etc.*

### 26 PLAYING

Play "I Spy." Give the first letter of an object as a clue.

*I spy with my little eye something that begins with... D. Yes, dish!*

### 27 TALKING

Give your child choices.

*Would you rather wear your white shirt or your purple shirt? Would you rather play with the ball or the blocks?*

### 28 SINGING

Sing or say "Hickory Dickory Dock."

*(Words are on the back. ➡)*

### 29 COUNTING

Measure your feet day! Line up all the family's shoes and boots. Whose are the biggest? The smallest?

### 30 READING

Choose a letter of the day.

### 31 WRITING

Spend time scribbling together.

## You have been your child's teacher from the day he or she was born.

You know more about your child than anyone else, and you are in the best position to help your child get ready to read. Whether your child is four days old or four years old, it is not too early or too late to help him or her develop pre-reading skills. You can help your child learn language and other literacy skills with simple and fun activities like those in this calendar.

### TWINKLE, TWINKLE, LITTLE STAR

Twinkle, twinkle, little star  
How I wonder what you are  
Up above the world so high  
Like a diamond in the sky  
Twinkle, twinkle little star  
How I wonder what you are



### HICKORY DICKORY DOCK

Hickory Dickory Dock,  
The mouse ran up the clock.  
The clock struck one  
And down he run.  
Hickory Dickory Dock  
Tick Tock!

### FIVE LITTLE SNOWMEN

Five little snowmen standing in a row,

*(Hold up five fingers)*

Each had a hat and a big red bow.

*(Put hands on head and then neck)*

Out came the sun and stayed all day,

*(Circle arms overhead)*

And one little snowman melted away.

*(Slump down)*

REPEAT WITH 4, 3, 2, 1, UNTIL NO SNOWMEN ARE LEFT.



# Books to Read this Month

Check out these books at the library. If they are not available, ask the librarian for a recommendation.

## FOR READERS AGES 0-3

### Hello, World! Weather

*by Jill McDonald*

### Besos for Baby

*by Jen Arena*

*(Text is in English and Spanish)*

## FOR READERS AGES 3+

### Winter is Here

*by Kevin Henkes*

### A Big Mooncake for Little Star

*by Grace Lin*





# FEBRUARY 2022

## Daily literacy-building activities to share with your child.

SUNDAY



MONDAY



TUESDAY

### 1 WRITING

Use a blue crayon to keep a list of all the blue things you see today.

*Blue sky. Blue book. Blue cup.*

WEDNESDAY

### 2 PLAYING

Play the yes-no game!

*Is the sky purple?  
Is the cat pink?  
Is the door closed?*



THURSDAY

### 3 TALKING

Ask your child questions that have more than a yes or no answer.

*What is something fun we did today and what can we do tomorrow?*

FRIDAY

### 4 SINGING

Clap along to a favorite song. Emphasize the slow parts and the fast parts.



SATURDAY

### 5 COUNTING

Look at a calendar together. Count the number of days until Valentine's Day. Draw a heart around February 14.

### 6 READING

Pick a book to read together. Stop reading before the end and ask your child, "What do you think will happen?"

### 7 WRITING

Let your child scribble and draw. Encourage them to "sign" their name on the drawing.

### 8 PLAYING

Go on a scavenger hunt. Look for things that are red like stop signs, blankets, shirts, socks, and Valentine's Day decorations.

### 9 TALKING

Sit on the floor and imagine you are going to the moon in a rocket ship. What do you see?

*There goes a house, there go the clouds, there's the moon!*

### 10 SINGING

Say or sing "Zoom Zoom Zoom" together.

*(Words are on the back. ➡)*

### 11 COUNTING

Count your steps today. From the bedroom to the kitchen. From the front door to the corner and then from there all the way back home.

### 12 READING

Pick a letter of the day. Look for it everywhere today: on license plates, at the grocery store, and in books you are reading together.

### 13 WRITING

Sing the "Alphabet Song" slowly and write the letters in the air with your finger as you sing.

*(Words are on the back. ➡)*

### 14 PLAYING

Happy Valentine's Day! Play musical hearts. Place numbered paper hearts on the floor. Call out numbers for your child to run to.

### 15 TALKING

Talk about your family's plans for today. What is your child excited to do or see?



### 16 SINGING

Sing or Say "The More We Get Together."

*(Words are on the back. ➡)*

### 17 COUNTING

Recite the rhyme, "One, Two, Buckle My Shoe."

*(Words are on the back. ➡)*



### 18 READING

Look at the covers of books before reading them. Talk about what the books might be about.

### 19 WRITING

Trace shapes and letters in a shallow tray of flour, salt, or baking soda.



### 20 PLAYING

Make a tent out of blankets and pretend to be camping in the forest. Draw maps and use them to take hikes around your house.

### 21 TALKING

Introduce a new word to describe how you feel. Say "I am delighted" rather than "I am happy."

### 22 SINGING

Sing a favorite song together. Change the words to make it silly or to incorporate your child's name.

### 23 COUNTING

Play store. Set up a little store with items in your house and take turns being the shopper and the checkout clerk.

### 24 READING

Point out signs everywhere today. Explain what they say and how they help.



### 25 WRITING

Make a chart of family preferences. List family member names and their favorite colors, flavors of ice cream, fruit, etc.

### 26 PLAYING


Use masking tape to make lines or shapes on the floor. Walk along the tape like a pretend balance beam.

### 27 TALKING

Talk about concepts like "on" and "off" when you put on and take off hats and jackets.

### 28 SINGING

Make music with things you have in the house—pots, pans, spoons—and sing and dance to the music you make.



## How we read to children is as important as how often we read to them.

No matter what your child's age, reading together with your child—or shared reading—is the single most important activity that you can do to help your child get ready to read. Engage your child in back and forth conversations about the books you read. Children learn more words when they have the opportunity to respond to questions. If English is not your first language, speak to your child in the language you know best. This allows you to explain things to your child more fluently.

### ZOOM, ZOOM, ZOOM

Zoom Zoom Zoom,  
We're going to the moon,  
*(point to the sky)*

Zoom Zoom Zoom,  
We're leaving very soon,  
If you want to take a trip,  
Climb aboard my rocket ship,

Zoom Zoom Zoom,  
We're going to the moon,  
*(point to the sky)*

Zoom Zoom Zoom,  
We're leaving very soon.

10, 9, 8, 7, 6, 5, 4, 3, 2, 1 Lift off!  
*(children can jump up or lift baby up)*

### ALPHABET SONG

A-B-C-D-E-F-G  
H-I-J-K-L-M-N-O-P  
Q-R-S ... T-U-V  
W - X ... Y and Z  
Now I know my ABCs  
Next time won't you sing with me?

### THE MORE WE GET TOGETHER

The more we get together  
Together, together  
The more we get together  
The happier we'll be  
'Cause your friends are my friends  
And my friends are your friends  
The more we get together  
The happier we'll be

### ONE, TWO, BUCKLE MY SHOE

One, two; buckle my shoe.  
Three, four; shut the door.  
Five, six; pick up sticks.  
Seven, eight; don't be late.  
Nine, ten; do it over again!



# Books to Read this Month

Check out these books at the library. If they are not available, ask the librarian for a recommendation.

## FOR READERS AGES 0-3

### Whose Toes Are Those?

*by Jabari Asim*

### The Pout-Pout Fish

*by Deborah Diesen*

## FOR READERS AGES 3+

### Bee-bim Bop!

*by Linda Sue Park*

### iVamos! Let's Go Eat

*By Raúl the Third*





# MARCH 2022

## Daily literacy-building activities to share with your child.

SUNDAY



MONDAY



TUESDAY

### 1 WRITING

Using masking tape, write your child's name in large letters on the floor. Trace each letter by walking on it or by pushing a toy car.

WEDNESDAY

### 2 PLAYING

Sit together comfortably on the floor and pretend you are in an airplane. What do you see? Clouds, birds, buildings way below?

THURSDAY

### 3 TALKING

Find words that begin with "M" today, like Mom, March, Milk, Mud, Macaroni.



FRIDAY

### 4 SINGING

Sing about what you are doing.

*This is the way we eat our food, eat our food, eat our food. This is the way we put on our shoes, etc.*

SATURDAY

### 5 COUNTING

Have your child help you prepare a recipe by helping measure and count cups and spoonfuls.

### 6 READING

As you read, point out a picture and talk about it.

*That's a tree. Trees have branches and leaves. Birds sometimes build nests in them.*

### 7 WRITING

Pick a letter of the alphabet and practice tracing it.



### 8 PLAYING

Pretend you and your child are diving in the ocean. What might you see? Describe the beautiful marine life you see.

### 9 TALKING

Point to and name body parts.

*Where is your mouth? Where are your ears? Where are your toes?*

### 10 SINGING

Gather some household items to use as instruments. Have a fun parade marching around the house singing and making music.

### 11 COUNTING

Say or sing "Five Little Froggies."

*(Words are on the back. ➡)*



### 12 READING

Show your child a selection of books. Ask which they'd like to read first, second, etc.



### 13 WRITING

Invite your child to help you write an email or text message to a relative. Show how you pick out the letters on the keyboard.

### 14 PLAYING

Line up chairs and pretend to drive a city bus. Take turns driving and being the passenger. Call out the stops!

### 15 TALKING

Use a block to pretend to talk on the phone. Hand the block to your child and say, "They want to talk to you."

### 16 SINGING

Sing or say and act out "Here is the Beehive."

*(Words are on the back. ➡)*



### 17 COUNTING

Use masking tape to measure yourself and your child on a wall. Compare the sizes. Who is taller? Who is shorter?

### 18 READING


Share what you are reading with your child. Read aloud a portion of a magazine, book, or newspaper that you are reading.

### 19 WRITING

Write a shopping list together. Take it to the store and check off the items as they are selected.

### 20 PLAYING

Pretend to be birds. Flap your wings and whistle and tweet. Talk about your favorite birds.



### 21 TALKING

Spring is here! Talk about what to expect in Springtime like warmer weather, rain and mud, flowers and trees beginning to blossom.

### 22 SINGING

Sing and dance "The Hokey Pokey."

*(Words and actions are on the back. ➡)*

### 23 COUNTING

Place several objects on a table. Talk about which is largest, which is heaviest, which is smallest.

### 24 READING

Make labels for common items in your home. Tell your child what they say as you hang them up together. Chair, table, door, floor, etc.

### 25 WRITING

Create a writing box together. Include paper and crayons. Decorate the outside and leave it within easy reach of your child.

### 26 PLAYING

Make a tent with sheets and furniture. Pretend you are camping. What do you see? What do you hear?

### 27 TALKING

Say a favorite rhyme but leave off the last word. Have your child finish the sentence.

### 28 SINGING

Play or sing your favorite song together. Sing it fast, sing it slow. Sing it loud, sing it in a whisper.

### 29 COUNTING

Collect a variety of rocks and pebbles. Write numbers on each. Help your child put them in order.

### 30 READING

Help your child notice words as you go through your day. Point out street signs, words on food cartons, signs on shops, billboards, and more.

### 31 WRITING

Draw and decorate the alphabet together. Say each letter aloud as you work on it.



## Playing to learn new words.

Play is one of the best ways for children to learn language and literacy skills. Play helps children feel a sense of accomplishment and self-confidence. This motivates them to try new experiences and not to give up when something seems difficult. Also, it's fun!

### FIVE LITTLE FROGGIES

Five little froggies sat on a shore.  
*(Crouch like a frog)*

One went for a swim, then there were four.  
*(Pretend to leap and swim off)*

Four little froggies  
*(Crouch like a frog)*

Looked out to sea.  
*(Put your hand at brow and look out to sea)*

One went swimming, and then there were three.  
*(Pretend to leap and swim off)*

Three little froggies said, "What can we do?"


One jumped in the water, then there were two.  
*(Pretend to leap and swim off)*

Two little froggies sat in the sun.  
*(Crouch like a frog)*

One swam off, and then there was one.  
*(Pretend to leap and swim off)*

One little froggie said "This is no fun!"

He dived in the water, and then there were none!



### HERE IS THE BEEHIVE

Here is the beehive. *(Make a fist)*  
Where are the bees?

Hiding inside where nobody sees.  
Watch them come creeping out of the hive,  
One, two, three, four, five *(Release one finger at a time from the fist/hive)*  
BUZZ-ZZZ *(Wiggle fingers)*

### THE HOKEY POKEY

You put your right foot in  
You take your right foot out.  
You put your right foot in  
And you shake it all about.  
You do the hokey pokey  
And you turn yourself around.  
That's what it's all about.

REPEAT WITH "LEFT FOOT," "RIGHT HAND," "LEFT HAND,"  
AND "WHOLE SELF"!

# Books to Read this Month

Check out these books at the library. If they are not available, ask the librarian for a recommendation.

## FOR READERS AGES 0-3

### Hello, World! Birds

by Jill McDonald

### Little You

by Richard Van Camp

## FOR READERS AGES 3+

### My Tiny Pet

by Jessie Hartland

### The Gruffalo

by Julia Donaldson





# APRIL 2022

## Daily literacy-building activities to share with your child.


SUNDAY



MONDAY




TUESDAY



WEDNESDAY



THURSDAY



FRIDAY

SATURDAY

### 1 WRITING

Write your child a short note. Leave it where they will find it. Read it to them with excitement and expression.

### 2 PLAYING

Take turns pretending to be a variety of animals. Bark and wag your tail like a dog. Wriggle like a snake. Be a bird flapping its wings.

### 3 TALKING

Say a favorite nursery rhyme, but change an important word to something silly.

*Hickory Dickory Dock, the mouse ran up the tree...*

### 4 SINGING

Has it been raining a lot? Sing "Rain, Rain, Go Away."  
*(Words are on the back. ➡)*

### 5 COUNTING

Talk about big and little today. Find and talk about items that are different sizes throughout the day.

### 6 READING

Visit the library (in person or online) and check out books about spring.



### 7 WRITING

Cut an alphabet letter out of cardboard and put it under a piece of paper. Have your child color over it and watch it appear on the paper.

### 8 PLAYING

Play follow the leader. One person (the leader) performs actions the others must follow. Take turns being the leader.

### 9 TALKING

Use new describing words today. For example, say "enormous" instead of "big" and "wonderful" instead of "great."

### 10 SINGING

Sing "Row, Row, Row Your Boat" during bath time.

*(Words are on the back. ➡)*

### 11 COUNTING

Cut a piece of toast in half. Say "Now we have two pieces the same size."



### 12 READING

Get caught reading a book. Show your child that reading is important to you too.

### 13 WRITING

Make a dot painting with cotton swabs and paint to help develop fine motor skills.



### 14 PLAYING

Cut out large shapes—a square, a triangle, a circle—and place them on the floor. Take turns telling which shapes to step on.

### 15 TALKING

Talk about your day and their day.

*I'm making breakfast. You're playing with blocks. We're getting ready to go out.*

### 16 SINGING

Sing "I Hear Thunder."

*(Words are on the back. ➡)*

### 17 COUNTING

Count to five as you hop up and down five times. Count five small steps. Count five big steps.

### 18 READING

Teach letter sounds by playing "I Spy."

*I spy with my little eye something that begins with S.*

*Yes! A spoon!*

### 19 WRITING

Help your child experiment with a variety of writing tools. Use pencils, crayons, markers, and chalk on different types of paper.

### 20 PLAYING

Go on a circle hunt! Make a list of all the circle-shaped items you find today.



### 21 TALKING

Choose a word of the day. Write the word down together. Use the word several times during the course of the day.

### 22 SINGING

Make up a song about something that is familiar or interesting to your child.

### 23 COUNTING

Count in nature today. Count how many flowers you see. How many trees. How many birds. How many rocks.

### 24 READING

Place pieces of paper with big letters written on them around the room. Help your child find them.

*Where's the letter A? On the chair!*

### 25 WRITING

Write your child's first name in big block letters. Color and decorate it together. Talk about each letter.

### 26 PLAYING

Make paper bag puppets and play with them. Introduce them to each other.

*(Instructions are on the back. ➡)*

### 27 TALKING

Talk about fruit. Which are your favorites? Which do you have in your home?



### 28 SINGING

Take turns singing bits of favorite songs to each other.



### 29 COUNTING

Line up the family from shortest to tallest. From tallest to shortest. From oldest to youngest. From youngest to oldest.

### 30 READING

Help your child stack blocks as high as you can. Count each block as you add it. How many can you stack before it tumbles over?

## Talking is one of the best ways for children to learn new words.

Speak to your child often during the day and try to use many different words to express your ideas. Children love to imitate, and they will try to imitate your speech. Chances to chat include while you are getting dressed in the morning, eating breakfast, riding in the car, walking from the car to a store, playing together, doing chores, taking a bath, going to bed, and while saying goodnight. Ask lots of open-ended questions, those that require more than a yes or no answer.

### PAPER BAG PUPPETS

You will need:

- Crayons or Markers
- Small paper bags, like lunch bags
- Yarn or ribbon
- Glue stick

Directions:

1. Use your crayons and markers to create a face on the bottom of your paper bag.
2. Use glue and yarn or ribbon to make hair. You can also draw your puppet's hair.
3. Color in the bottom part of your puppet to make clothes.
4. Put your hand inside the bag and put on a puppet show.

### ROW ROW YOUR BOAT

Row, row, row your boat

Gently down the stream

Merrily merrily, merrily, merrily

Life is but a dream

### I HEAR THUNDER

*Sing to the tune "Frère Jacques"*

I hear thunder, I hear thunder.

*(Pound hands gently on floor or lap)*

Listen, don't you? Listen, don't you?

*(Cup hand to ear)*

Pitter, patter raindrops; pitter, patter raindrops;

*(Wiggle fingers in falling motion in front of face)*

I'm wet through,

*(Shake body)*

So are you!

*(Tickle your child)*

### RAIN, RAIN, GO AWAY

Rain, Rain,


Go away;

Come again,

Another day;

Little [child's name]

wants to play



# Books to Read this Month

Check out these books at the library. If they are not available, ask the librarian for a recommendation.

## FOR READERS AGES 0-3

### Counting with Frida / Contando con Frida

by Patty Rodriguez and Ariana Stein

(Text is in English and Spanish)

### Leo Loves Baby Time

by Anna McQuinn

## FOR READERS AGES 3+

### Saturday

by Oge Mora

### Mixed - A Colorful Story

by Arree Chung





# MAY 2022

## Daily literacy-building activities to share with your child.

SUNDAY	MONDAY	TUESDAY	WEDNESDAY	THURSDAY	FRIDAY	SATURDAY
<b>1 WRITING</b> Play with play dough—it strengthens muscles needed for writing.	<b>2 PLAYING</b> Go on an outside scavenger hunt. Make a list (tree, car, flower, bird, bus, etc.) and check off the items as you see them.	<b>3 TALKING</b> Take turns saying as many words as you can that rhyme with May. 	<b>4 SINGING</b> Play talent show. Take turns singing and/or dancing.	<b>5 COUNTING</b> Go for a walk. Take two big steps. Take three large steps. Count how many steps from your door to the sidewalk.	<b>6 READING</b> Ask your child to “read” to you by telling you their own story based on pictures in a book.	<b>7 WRITING</b> Make a Mother’s Day card and have your child “sign” their name. Scribbles are ok!
<b>8 PLAYING</b> Play “Riddle Me.” <i>I’m green and grow on trees. What am I? Yes! I am leaves!</i>	<b>9 TALKING</b> Talk about feelings you felt today. What made you laugh?	<b>10 SINGING</b> Sing “The Farmer Plants the Seeds.” <i>(Words are on the back. ➡)</i>	<b>11 COUNTING</b> Sing “The Ants Go Marching.” <i>(Words are on the back. ➡)</i> 	<b>12 READING</b> Draw the pictures to a story on 4-5 small pieces of paper. Help your child put the papers in proper sequence to tell the story.	<b>13 WRITING</b> Draw a large alphabet. Have your child practice finger tracing while you say the letters out loud.	<b>14 PLAYING</b> Play a rhyming game. Choose a word and then come up with as many rhyming words as you can. Dog, frog, hog, log, Tree, see, me, knee.
<b>15 TALKING</b> Look for signs of spring. Go for a walk and talk about what you see. Point out new grass, birds, first flowers, leaf buds.	<b>16 SINGING</b> Sing a favorite song. Sing it fast. Sing it slow. Whisper it.	<b>17 COUNTING</b> Ask questions about what is heavier. <i>Does an orange or a grape weigh more? Is Mom’s shoe or your shoe heavier?</i>	<b>18 READING</b> Find out the details of your library’s summer reading program. 	<b>19 WRITING</b> Draw pictures together. Label the things you draw. 	<b>20 PLAYING</b> Go for a walk after dark. Pretend you are an explorer. Talk about what you see. 	<b>21 TALKING</b> Enunciate words today. <i>Would you like a ba-ba-ba-nana? Banana begins with B! Can you close the d-d-d-door? Door begins with D!</i>
<b>22 SINGING</b> Play children’s songs. Sing and dance together. 	<b>23 COUNTING</b> Draw numbers on the sidewalk with chalk. Say them as you step on them.	<b>24 READING</b> Encourage your child to take the lead with reading. They can select the books and show you where to start.	<b>25 WRITING</b> Help your child begin to recognize words for a few common objects by labeling them. Shoe, Table, Door, Floor.	<b>26 PLAYING</b> Set up an obstacle course and give your child directions. <i>Run to the park bench. Jump over the stick. Touch the ground. Come back to me.</i>	<b>27 TALKING</b> When reading a book today stop before you get to the end and ask your child what they think will happen next.	<b>28 SINGING</b> <i>You: ABCDEFG Child: HIJKLMNO</i> Continue taking turns to finish the alphabet.
<b>29 COUNTING</b> Count the number of eggs in a carton. Explain that 12 items together is also called a dozen.	<b>30 READING</b> Act something out from the story you are reading.	<b>31 WRITING</b> Make a list of things you liked best about this month..				

## Good readers have a large vocabulary.

Knowing lots of words helps children better understand what they read. You can help your children learn lots of words by:

- Having plenty of conversations. Take turns talking. It is important for you to ask questions and listen to what your children say in response.
- Read together! A lot!
- Make connections. Connect what you are reading in books to their lives. "Yes, Grandma has a black cat, too."
- Repetition. Children often love to read the same book over and over. This is a good thing as repeated readings help build vocabulary.



### ANTS GO MARCHING


The ants go marching one by one, hurrah, hurrah.  
The ants go marching one by one, hurrah, hurrah.  
The ants go marching one by one,  
The little one stops to eat a plum.  
And they all go marching down,  
To the ground, to get out, of the rain.  
BOOM BOOM BOOM

Two by two. Tie its shoe.  
Three by three. Climb a tree.  
Four by four. Shut the door.  
Five by five. Take a dive.  
Six by six. Pick up sticks.  
Seven by seven. Tie a ribbon.  
Eight by Eight. Close the gate.  
Nine by Nine. Check the time.  
Ten by Ten. Say THE END.

### THE FARMER PLANTS THE SEEDS

*Sing to the tune "The Farmer in the Dell"*

The Farmer plants the seeds,  
The Farmer plants the seeds, *(Pretend to plant seeds)*  
Hi, ho, the dairy-o,  
The farmer plants the seeds.  
The sun comes out to shine... *(Make large circle with arms)*  
The rain begins to fall...  
*(Hands flutter up and down)*  
The seeds begin to grow... *(Stand up tall)*  
The farmer picks the crops... *(Pretend to pick crops)*  
We all sit down to eat...  
*(Pretend to eat)*



# Books to Read this Month

Check out these books at the library. If they are not available, ask the librarian for a recommendation.

## FOR READERS AGES 0-3

### 8 Little Planets

*by Chris Ferrie*

### Everyone's Sleepy But the Baby

*by Tracy C. Gold*

## FOR READERS AGES 3+

### Milo Imagines the World

*by Matt de la Peña*

### Stop! Bot!

*by James Yang*





# JUNE 2022

## Daily literacy-building activities to share with your child.


SUNDAY



MONDAY



TUESDAY



WEDNESDAY

### 1 WRITING

Draw outside with sidewalk chalk. Draw letters and shapes.



THURSDAY

### 2 PLAYING

Sit on cushions on the floor and pretend to be in a boat. Sing "Row, Row, Row, Your Boat."

*(Words are on the back. ➡)*

FRIDAY

### 3 TALKING

Pick out a family snapshot or random picture and ask your child to tell you about it. Expand on what your child says to create a story.

SATURDAY

### 4 SINGING

Recite "Little Miss Muffet."  
*(Words are on the back. ➡)*

### 5 COUNTING

Measure your child's height and write it here: \_\_\_\_\_ Compare it to January's measurement.

### 6 READING

Look at the covers of books together. Talk about what the book might be about.

### 7 WRITING

Draw the outline of your child's hand. Write the date and have your child "sign" the drawing.

### 8 PLAYING

Play the letter day game. Use the first letter of your child's first name. Look for words that begin with that letter all day.

### 9 TALKING

Talk about summer. What are your favorite things to do in summer? How are summer and winter different?

### 10 SINGING

Sing a favorite song to your child. Then sing it again but change a few words to make it silly.

### 11 COUNTING

Weigh your child and write it here: \_\_\_\_\_ How does it compare to January?

### 12 READING

Read a book about flowers and plants.



### 13 WRITING

In the morning write today's To-Do list. Check things off as you do them.

### 14 PLAYING

Play Leap Frog with stuffed animals. Explain that the game is called Leap Frog because players resemble frogs leaping through the air.

### 15 TALKING

Talk about colors. What is your favorite color and why? Find your favorite color as many times as you can today.

### 16 SINGING

Recite the nursery rhyme "Diddle Diddle Dumpling."  
*(Words are on the back. ➡)*

### 17 COUNTING

Select a number of small rocks and pebbles. Number them with a crayon or marker and help your child put them in order.

### 18 READING

Go to the library and pick out a book about summer.

### 19 WRITING

Make a word jar. Each day write a new word on a slip of paper and add it to the jar. Take turns pulling words out and discussing.

### 20 PLAYING

Play "Red Light, Green Light."

*(Instructions are on the back. ➡)*



### 21 TALKING

Ask W questions after reading a book. (Who, What, Where, When, Why.)

*Why is the mouse laughing?  
What color is the truck?*

### 22 SINGING

Sing one of your children's favorite books.



### 23 COUNTING

Count the number of kisses you give your child today. Keep a running tally!



### 24 READING

Look at a magazine together. Explain some of the pictures or illustrations.

### 25 WRITING

Make a book of your child's favorite words. Talk about the words and draw pictures.

### 26 PLAYING

Pretend you are swimming in the ocean. What do you see? Describe the fish, the plants, the sand, the seashells, etc.

### 27 TALKING

Talk about food. What do you like to eat? What should you eat for dinner?



### 28 SINGING

Have a parade. Put on music and march around. Pretend to play instruments.

### 29 COUNTING

Sort items from your grocery bag together.

*These things go in the pantry.  
These go in the refrigerator. What goes in the freezer?*

### 30 READING

While reading a familiar book today, pause here and there to allow your child to say some of the words.



## One way children learn vocabulary is from listening to stories.

They listen to understand what is being said, which helps them learn new words. Stories aren't just found in books. You can tell stories about your day, your memories from growing up, or something about your child's life. You can also use wordless picture books and make up a story together. With wordless books, you can develop imagination along with language and vocabulary skills. Make it fun! Having fun with words helps your child become more aware of words and eager to learn more.

### LITTLE MISS MUFFET

Little Miss Muffet  
Sat on a tuffet,  
Eating her curds and whey  
Along came a spider  
And sat down beside her  
And frightened Miss Muffet away

### ROW YOUR BOAT

Row, Row, Row, Your Boat  
Gently Down the Stream  
Merrily, Merrily, Merrily, Merrily  
Life is But a Dream

### DIDDLE DIDDLE DUMPLING

Diddle diddle dumpling, my son John  
Went to bed with his trousers on  
One shoe off, and one shoe on  
Diddle diddle dumpling, my son John.

### RED LIGHT GREEN LIGHT

One person is the traffic light. When they say green light everyone can move toward the finish line. When they say red light everyone must immediately stop. Continues until everyone reaches the finish line.



# Books to Read this Month

Check out these books at the library. If they are not available, ask the librarian for a recommendation.

## FOR READERS AGES 0-3

### Ten Tiny Babies

by Karen Katz

### Eyes, Nose, Fingers, and Toes

by Judy Hindley

## FOR READERS AGES 3+

### Meeting Mimi: A Story About Different Abilities

by Francie Dolan

### What's Inside a Flower?

by Rachel Ignotofsky

